



NEW HORIZON COLLEGE OF ENGINEERING

Autonomous College Permanently Affiliated to VTU, Approved by AICTE & UGC
Accredited by NAAC with 'A' Grade, Accredited by NBA

REPORT – HANDS-ON WORKSHOP

DEPARTMENT OF MCA

(10th February 2024)

Topic: POWER BI

Date: 10th February 2024

Timing: 9.00 AM to 12 Noon.

Programme Co-ordinator:

Dr. A.P. Nirmala,
Associate Professor,
Department of MCA.

Convenor: Dr. V. Asha,

Professor & Head
Department of MCA.

No. of participants: 54

Details of the Resource Persons:

Ms. Vidhyashree P
Manager (Software Engineering)
Tessolve Semiconductor, Bangalore

Profile of the Expert:

Ms. Vidhyashree P, is currently working as a Manager (Software Engineering), Tessolve Semiconductor, Bangalore. She is an alumni (Batch 2010 - 2013).of MCA department.

Poster:

The poster is for a workshop on Power BI. It features the logos of New Horizon College of Engineering and the Computer Society of India. The text reads: 'Department of Master of Computer Applications Organizes Workshop on Power BI'. A circular portrait of Ms. Vidhyashree P, Manager (Software Engineering) at Tessolve Semiconductor, is shown. The bottom section lists the Faculty Coordinator (Dr. A.P. Nirmala), the Convenor (Dr. V. Asha), and the event details: 10 February 2024, 09:00 AM, at the MCA Lab. An illustration of a person interacting with a large screen displaying data charts is also present.

NEW HORIZON
COLLEGE OF ENGINEERING

COMPUTER SOCIETY OF INDIA
ESTD. 1985
FOR WORLD WIDE

Department of Master of Computer Applications
Organizes
Workshop
on
Power BI

 **Ms. Vidhyashree P**
Manager (Software Engineering)
Tessolve Semiconductor

Faculty Coordinator
Dr. A.P. Nirmala
Associate Professor
Department of MCA

Convenor
Dr. V. Asha
Professor & Head
Department of MCA

10 | February | 2024
09:00 AM
MCA Lab

Objective:

The objective of the session is to give an insight on Power BI with hands-on experience.

Content:

- Introduction to Power BI
- Significance of Power BI
- Components of Power BI
- Data visualization in Power BI desktop

Summary of Content:

The session was started with the introduction to Power BI and the significance of Power BI. Power BI is a business analytics service provided by Microsoft that lets you visualize your data and share insights. The key factors which, makes Power BI so popular and needed in BI domain are as follows:

- Access to volumes of data from multiple sources
- Interactive UI/UX features
- Exceptional Excel integration

- Accelerate Big Data preparation with Azure
- Turn insight into action
- Real-time stream analytics

The components of BI such as Power Query, Power Pivot, Power View, Power Map and Power BI desktop are discussed. The common graph types namely bar chart, line chart, sparkline, scatter chart, pie chart and histogram for data visualization are demonstrated during the hands-on session with the following steps:

- How to download and setup the Power BI desktop?
- How to import and integrate the excel sheet with Power BI desktop?
- How to present the data in different graphs?

Snapshot from the session:



Outcome:

By the end of the session, the participants learnt the hands-on experience of Power BI and the session is expected to be useful for the students.

Attendance:

SL No.	USN	Student Name
1	1NH22MC002	ABHIJIT SEN
2	1NH22MC003	ABHINAV RAJAN
3	1NH22MC006	ADARSHA H M
4	1NH22MC008	AKASH V
5	1NH22MC009	AKASH YADAV
6	1NH22MC010	AMOL A GHORPADE
7	1NH22MC011	AMRUTHA H S
8	1NH22MC012	ANISH RAJ
9	1NH22MC014	ANJALI SIRIGE S
10	1NH22MC015	ANJIMA RAJEEV
11	1NH22MC018	ARIJIT BARAL
12	1NH22MC021	ASHWINI HIEMATH
13	1NH22MC025	BIKRAM BISWAS
14	1NH22MC026	BISWAJEET PAUL
15	1NH22MC028	BRONSON TAKHELLAMBAM
16	1NH22MC030	BRUNDA TM
17	1NH22MC032	CHARANTHEJ REDDY B V
18	1NH22MC033	CHETHAN S G
19	1NH22MC034	CHINTAN S NAIK
20	1NH22MC035	CHIRALA SHANMUKHA SUNDAR
21	1NH22MC039	DIVYA SHARMA
22	1NH22MC040	DIVYABHARATHI T GUDDENNA
23	1NH22MC041	DIVYASHREE S
24	1NH22MC042	G SAI MOULI
25	1NH22MC044	GAJULA SABER HUSSAIN
26	1NH22MC047	HARISH KUMAR P
27	1NH22MC048	HARSHITHA ES
28	1NH22MC049	JAYASURYA R N
29	1NH22MC051	KM SUCHITRA DWIVEDI
30	1NH22MC053	KAIROON P
31	1NH22MC055	KATHYAYINI
32	1NH22MC057	LIKITH GOWDA M
33	1NH22MC058	M MUNI PRASAD
34	1NH22MC059	MADALA DILEEP SAI KUMAR

35	1NH22MC060	MANVANTH L J
36	1NH22MC061	MARUTHEESHA H
37	1NH22MC066	MOHAMMED MAZIL KATINGERI
38	1NH22MC071	NIKHIL T
39	1NH22MC074	OMKAR S KUMBHAR
40	1NH22MC076	PENAGANURI CHAITHANYA
41	1NH22MC077	POOJA
42	1NH22MC078	POOJA B KONDIKOPPA
43	1NH22MC085	PRITY MAJI
44	1NH22MC087	PRIYANKA P IMAGOUDANAVAR
45	1NH22MC090	REHAN GUPTA
46	1NH22MC094	SABA WAKEEL
47	1NH22MC095	SACHIN M MANDAVE
48	1NH22MC101	SHELSIA F
49	1NH22MC103	SHOUVIK GHOSH
50	1NH22MC105	SHRUTI
51	1NH22MC113	TELLAMEKALA THIRUMALA RAO
52	1NH22MC116	TUSHAR M AMASI
53	1NH22MC120	VENNAPUSA VENKATA SREENIVASA REDDY
54	1NH22MC121	VIJAY R GHORPADE

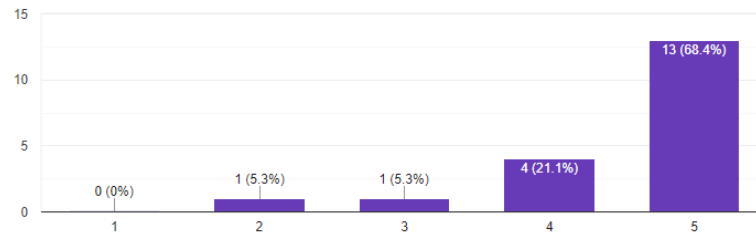
Sample Feedback:



Effectiveness of the examples depicted during the session.

[Copy](#)

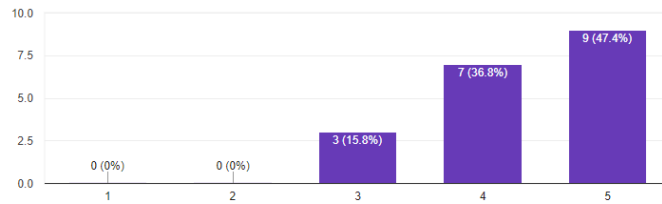
19 responses



Level of achievements of topics in learning Power BI.

[Copy](#)

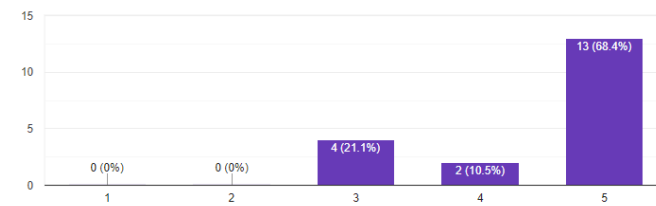
19 responses



Rate the relevance of the topic to future study and work.

[Copy](#)

19 responses



Certificate:



Dr. A.P. Nirmala
Faculty Co-ordinator

Dr. V. Asha
Head of Department, MCA